





Your Parts Run on These Machines

Capabilities List

Machines	Details	
Screw Machines	15 screw machines w/ capacity up to 1 7/8" diameter <ul style="list-style-type: none"> ○ 6 2G Brown/Sharpe ○ 3 OOG Brown/Sharpe ○ 6 OG Brown/Sharpe 	
CNC Turning Centers	5 CNC lathes w/capacity up to 9" <ul style="list-style-type: none"> ○ 1 HAAS STL30 ○ 1 Takisawa EX-110 ○ 3 Leadwell T-8, T-7, T-6 	
CNC Milling Centers	6 CNC Mills <ul style="list-style-type: none"> ○ 3 Hurco ○ 2 Bridgeport ○ 1 Fadal 	
Injection Molding Centers	13 Horizontal; 2 Vertical <ul style="list-style-type: none"> ○ 1 Toshiba 500 Ton ○ 1 Nissei 400 Ton ○ 1 Krauss 220 Ton ○ 3 Krauss 165 Ton ○ 1 Nissei 120 Ton ○ 2 Arburg 80 ton ○ 1 Nissei 60 Ton ○ 1 Arburg 40 Ton ○ 2 Arburg 28 Ton ○ 2 Reed –vert 100 Ton 	

Value Added Services

- Reverse Engineering – CAD
- Prototyping Assembly
- Nationwide Attention; Servicing all 50 states
- Small run – Quick Turnaround
- Large Production



Wisconsin Location
515 E. Centralia Street
Elkhorn, WI 53121

Contact Us:
(630) 639 5011, (262) 723 6909
www.brogan-patrick.com

Illinois Location
505 Wegner Drive
West Chicago, IL 60185

